



PLUS

- Corner Shelf2
- Shampoo Shelf3
- Crescent Grab Bar.....4
- Toilet Paper Holder.....5
- Towel and Robe Hook6
- Towel Ring7
- Towel Bar.....8

ABOUT US

ABOUT THE PLUS SERIES

The PLUS Series is a line of grab bars (supporting up to 500 lbs) designed as bathroom fixtures. Don't give up style to have support exactly where you need it. Whether you are designing your next bathroom renovation, giving your bathroom a facelift, or looking for a grab bar solution for your loved one, the PLUS Series has a grab bar solution for you.



ADA compliant



EASYMOUNT™ - 9 hole flange for more mounting flexibility



All of the PLUS Series products are rated for up to 500 lbs (227kg)



Flange covers conceals mounting screws



Rust resistant stainless steel

AVAILABLE FINISHES



BRUSHED



POLISHED CHROME



MATTE BLACK

CORNER SHELF

Offering grab bar support but working as a shelf, the PLUS Corner Shelf gives you the benefit of bathroom support with an affordable design. The shelf fits even the largest bottles and has integrated drainage to prevent soap and water build up. Keep your bathroom products off the floor or in hard to reach areas by having them exactly at the height you need them.



SPECS

Rail Diameter 1.25" / 31.8mm (ADA Compliant)

Material Stainless Steel

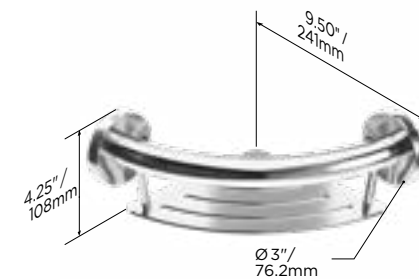
Weight Capacity 500 lbs (227 kg)

A. Finish Chrome (CP); Brushed (BS); Black (BLK)

B. Pack Single or 10 Pack (10PK)

Code PLUS-CS-CP
PLUS-CS-BS
PLUS-CS-BLK

PRODUCT DIMENSIONS



SPECS

Rail Diameter 1.25" / 31.8mm (ADA Compliant)

Material Stainless Steel

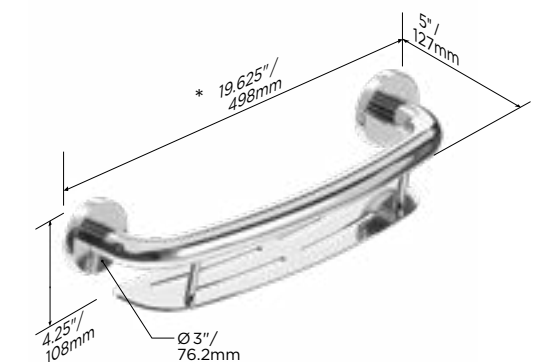
Weight Capacity 500 lbs (227 kg)

A. Finish Chrome (CP); Brushed (BS); Black (BLK)

B. Pack Single or 10 Pack (10PK)

Code PLUS-SHS-CP
PLUS-SHS-BS
PLUS-SHS-BLK

PRODUCT DIMENSIONS



*Aligns with 16" centers for an easy installation

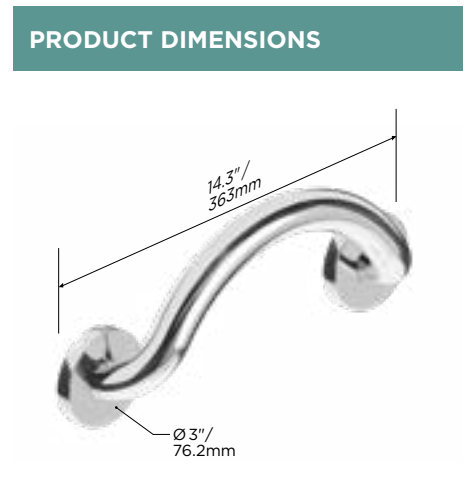


CRESCENT GRAB BAR

There is no need to use your faucets as a grab bar. The PLUS Crescent Grab Bar can be installed above your shower faucet or on a bathroom wall to give you support exactly where you need it. Use it when getting out of a relaxing bath or when turning on the water.



SPECS	
Rail Diameter	1.25" / 31.8mm (ADA Compliant)
Wall Clearance	1.5" / 38.5mm (ADA Compliant)
Material	Stainless Steel
Weight Capacity	500 lbs (227 kg)
A. Finish	Chrome (CP); Brushed (BS); Black (BLK)
B. Pack	Single or 10 Pack (10PK)
Code	PLUS-CGB-CP PLUS-CGB-BS PLUS-CGB-BLK



*Aligns with vertical stud for easy installation

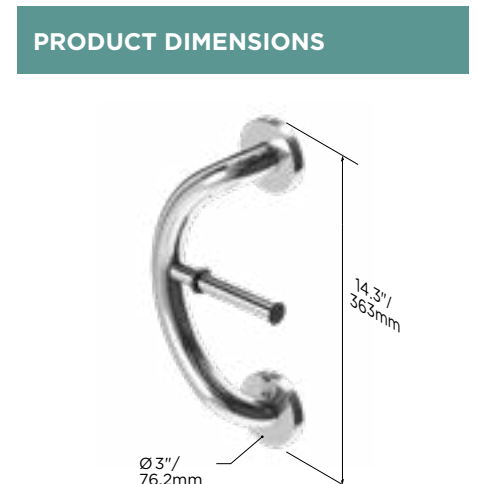


TOILET PAPER HOLDER

Using the wall as a grab bar doesn't have to happen. The PLUS Toilet Paper Holder mounts against the wall to give you support where you need it when you need it.



SPECS	
Rail Diameter	1.25" / 31.8mm (ADA Compliant)
Wall Clearance	1.5" / 38.5mm (ADA Compliant)
Material	Stainless Steel
Weight Capacity	500 lbs (227 kg)
A. Finish	Chrome (CP); Brushed (BS); Black (BLK)
B. Pack	Single or 10 Pack (10PK)
Code	PLUS-TP-CP PLUS-TP-BS PLUS-TP-BLK



*Aligns with vertical stud for easy installation



TOWEL HOOK

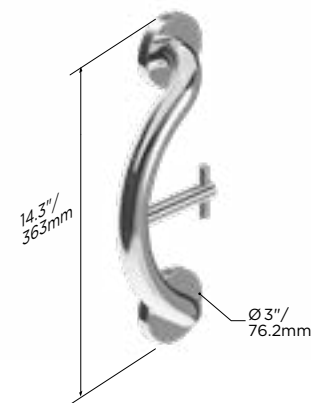
Your bathroom can feel like a spa when you have your bathroom or towel in the perfect place. The PLUS Towel Hook allows you to hold on to the fixture for support when you grab your towel or robe.



SPECS

Rail Diameter	1.25" / 31.8mm (ADA Compliant)
Wall Clearance	1.5" / 38.5mm (ADA Compliant)
Material	Stainless Steel
Weight Capacity	500 lbs (227 kg)
A. Finish	Chrome (CP); Brushed (BS); Black (BLK)
B. Pack	Single or 10 Pack (10PK)
Code	PLUS-TH-CP PLUS-TH-BS PLUS-TH-BLK

PRODUCT DIMENSIONS



*Aligns with vertical stud for easy installation



TOWEL RING

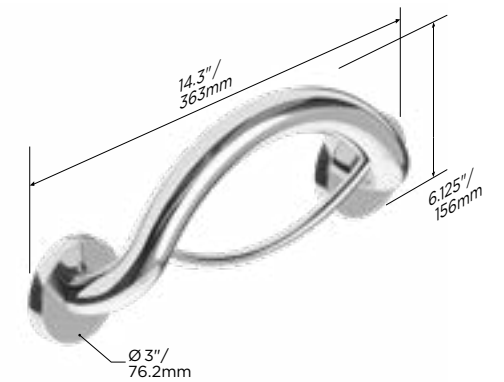
Get ready for your day with confidence. The PLUS Towel Ring holds your face clothes and small towels at the perfect height without having you reach across to grab. Place the Towel Ring near your mirror or sink for support where you need it.



SPECS

Rail Diameter	1.25" / 31.8mm (ADA Compliant)
Wall Clearance	1.5" / 38.5mm (ADA Compliant)
Material	Stainless Steel
Weight Capacity	500 lbs (227 kg)
A. Finish	Chrome (CP); Brushed (BS); Black (BLK)
B. Pack	Single or 10 Pack (10PK)
Code	PLUS-TR-CP PLUS-TR-BS PLUS-TR-BLK

PRODUCT DIMENSIONS



TOWEL BAR

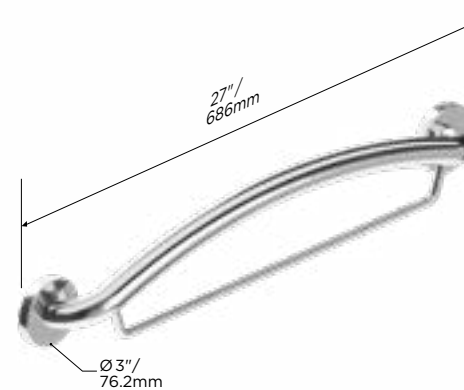
Your towel bar should do more than just hold your towels. The PLUS Towel Bar holds even your largest of towels but can be grabbed onto when you need the support.



SPECS

Rail Diameter	1.25" / 31.8mm (ADA Compliant)
Wall Clearance	1.5" / 38.5mm (ADA Compliant)
Material	Stainless Steel
Weight Capacity	500 lbs (227 kg)
A. Finish	Chrome (CP); Brushed (BS); Black (BLK)
B. Pack	Single or 10 Pack (10PK)
Code	PLUS-TB-CP PLUS-TB-BS PLUS-TB-BLK

PRODUCT DIMENSIONS



*Aligns with 24" centers to easily replace existing towel bars



WARRANTY

All HealthCraft Products are covered by a one year limited. Buyer hereby indemnifies, agrees to hold harmless and defend the manufacturer/distributor of the HealthCraft Products from and against any and all liabilities, claims, (founded and unfounded), losses, damages, costs and expenses (including without limitation consequential damages and reasonable professional fees) resulting from buyers specification, application, or improper use of goods described hereon; buyers omission or neglect. The manufacturer/ distributor of the HealthCraft Products does not assume any liability for damage resulting from services performed by others or faulty installation, misuse or misapplication of goods. The manufacturer/ distributor of the HealthCraft Products shall not be liable for prospective profits or special, indirect, or consequential damages, or for the cost of any corrective work done without prior approval. Manufacturer/ distributor of the HealthCraft Products total liability hereunder shall in no event exceed the purchase price of the goods specified hereon.

All designs & specifications subject to change without notice.



2790 Fenton Road
Ottawa CANADA
K1T 3T7

T: 613-822-1885
F: 613-822-1886
TF: 888-619-9992

healthcraftproducts.com
E: info@healthcraftproducts.com